



**M. B. PARIKH
FINSTOCKS
LIMITED**

Regd. Office : 705, Galav Chambers, Sayajiganj,
Baroda-390 005. • Tel. : (0265) 236 2909

July 19, 2013

**The Dept. of Corporate Services
The Stock Exchange Mumbai**
Phiroze Jeejeebhoy Towers
Dalal Street
Mumbai – 400 001.

**The Dept. of Corporate Services
Vadodara Stock Exchange Ltd.**
Fortune Towers, Dalal Street
Sayajiganj
Vadodara– 390 005.

Dear Sir,

**Sub : Clause 35 regarding Quarterly submission of Shareholding
Pattern – Distribution Schedule as on 30th June, 2013.**

With reference to above, we are enclosing herewith the Distribution Schedule as on 30th June, 2013 including the Shareholder holding more than 1% of the shares in the Share Capital of the Company.

We request you to take the Distribution Schedule on your records and oblige.

Thanking you,

Yours faithfully,
for **M. B. PARIKH FINSTOCKS LIMITED**


**IMTIYAZUL HASAN
COMPLIANCE OFFICER**

Encl: As above



(I) (a) Statement showing Shareholding Pattern

Name of the Company: M.B.PARIKH FINSTOCKS LIMITED			
Scrip Code, Name of the scrip, class of security: Equity		BSE-526935 ; MBPARIKH ; Equity	
Quarter ended:		30 th June, 2013	
Partly paid-up shares:-	No. of partly paid-up shares	As a % of total no. of partly paid-up shares	As a % of total no. of shares of the company
Held by Promoter / Promoter Group	0	0.00	0.00
Held by public	0	0.00	0.00
Total	0	0.00	0.00
Outstanding convertible securities:-	No. of outstanding securities	As a % of total No. of outstanding convertible securities	As a % of total no. of shares of the company, assuming full conversion of the convertible securities
Held by Promoter / Promoter Group	0	0.00	0.00
Held by public	0	0.00	0.00
Total	0	0.00	0.00
Warrants:-	No. of warrants	As a % of total no. of warrants	As a % of total no. of shares of the company, assuming full conversion of warrants
Held by Promoter / Promoter Group	0	0.00	0.00
Held by public	0	0.00	0.00
Total	0	0.00	0.00
Total paid-up capital of the company assuming full conversion of warrants and convertible securities			30000000






Category Code (I)	Category of shareholder (II)	Number of shareholders (III)	Total number of shares (IV)	Number of shares held in dematerialised form (V)	Total shareholding as a percentage of total number of shares		Shares pledged or otherwise encumbered	
					As a percentage of (A+B) (VI)	As a percentage of (A+B+C) (VII)	Number of shares (VIII)	As a percentage (IX) = (VIII)/(IV)*100
(A)	Promoter and Promoter Group							
1	Indian							
(a)	Individuals/Hindu Undivided Family	6	1376880	1376880	45.90	45.90	0.00	0.00
(b)	Central Government/State Government(s)	0	0	0	0.00	0.00	0.00	0.00
(c)	Bodies Corporate	2	280500	280500	9.35	9.35	0.00	0.00
(d)	Financial Institutions / Banks	0	0	0	0.00	0.00	0.00	0.00
(e)	Any Other (PAC)	0	0	0	0.00	0.00	0.00	0.00
	Sub Total (A)(1)	8	1657380	1657380	55.25	55.25	0.00	0.00
2	Foreign							
(a)	Individuals (Non-Resident Individuals/Foreign Individuals)	0	0	0	0.00	0.00	0.00	0.00
(b)	Bodies Corporate	0	0	0	0.00	0.00	0.00	0.00
(c)	Institutions	0	0	0	0.00	0.00	0.00	0.00
(d)	Qualified Foreign Investors	0	0	0	0.00	0.00	0.00	0.00
(e)	Any Other (specify)	0	0	0	0.00	0.00	0.00	0.00
	Sub Total (A)(2)	0	0	0	0.00	0.00	0.00	0.00
	Total Shareholding of Promoter and Promoter Group (A)=(A)(1)+(A)(2)	8	1657380	1657380	55.25	55.25	0.00	0.00
(B)	Public shareholding							
1	Institutions							
(a)	Mutual Funds/UTI	0	0	0	0.00	0.00	-	-
(b)	Financial Institutions / Banks	0	0	0	0.00	0.00	-	-
(c)	Central Government/State Government(s)	0	0	0	0.00	0.00	-	-
(d)	Venture Capital Funds	0	0	0	0.00	0.00	-	-
(e)	Insurance Companies	0	0	0	0.00	0.00	-	-
(f)	Foreign Institutional Investors	0	0	0	0.00	0.00	-	-
(g)	Foreign Venture Capital Investors	0	0	0	0.00	0.00	-	-
(h)	Qualified Foreign Investors	0	0	0	0.00	0.00	-	-
(i)	Any Other (specify)	0	0	0	0.00	0.00	-	-
	Sub Total (B) (1)	0	0	0	0.00	0.00	-	-





2	Non-institutions							
(a)	Bodies Corporate	32	42978	17778	1.43	1.43	-	-
(b) (i)	Individuals - shareholders holding nominal share capital up to Rs 1 Lakh	2948	931379	379249	31.05	31.05	-	-
(ii)	Individual shareholders holding nominal share capital in excess of Rs. 1 Lakh	16	358117	73699	11.94	11.94	-	-


Category code (I)	Category of shareholder (II)	Number of shareholders (III)	Total number of shares (IV)	Number of shares held in dematerialised form (V)	Total shareholding as a percentage of total number of shares		Shares pledged or otherwise encumbered	
					As a percentage of (A+B) (VI)	As a percentage of (A+B+C) (VII)	Number of shares (VIII)	As a percentage (IX) = (VIII)/(IV)*100
(c)	Qualified Foreign Investors	0	0	0	0.00	0.00	-	-
(d)	Any Other							
i	Non Resident Indians (Repat)	1	400	400	0.01	0.01	-	-
ii	Non Resident Indians (Non Repat)	1	200	200	0.01	0.01	-	-
iii	Foreign Companies	0	0	0	0.00	0.00	-	-
iv	Clearing Member	7	9546	9546	0.32	0.32	-	-
v	Wholetime Director	0	0	0	0.00	0.00	-	-
vi	Trusts	0	0	0	0.00	0.00	-	-
	Sub Total (B)(2)	3005	1342620	480872	44.75	44.75	-	-
	Total Public Shareholding Public Group (B)=(B)(1)+(B)(2)	3005	1342620	480872	44.75	44.75	NA	NA
	Total (A)+(B)	3013	3000000	2138252	100.00	100.00		
(C)	Shares held by custodians and against which Depository Receipts have been issued							
i	Promoter and Promoter group	0	0	0	0.00	0.00	0.00	0.00
ii	Public	0	0	0	0.00	0.00	0.00	0.00
	Sub Total (C)	0	0	0	0.00	0.00	0.00	0.00
	GRAND TOTAL (A)+(B)+(C)	3013	3000000	2138252	100.00	100.00	0.00	0.00






(I)(b) Statement showing holding of securities (including shares, warrants, convertible securities) of persons belonging to the category "Promoter and Promoter Group"

Sr. No.	Name of the shareholder	Details of Shares held		Encumbered shares			Details of warrants		Details of convertible securities		Total shares (including underlying shares assuming full conversion of warrants and convertible securities) as a % of diluted share capital
		Number of shares held	As a % of grand total (A)+(B)+(C)	No.	As a percentage	As a % of grand total (A)+(B)+(C) of sub-clause (I)(a)	Number of warrants held	As a % total number of warrants of the same class	Number of convertible securities held	As a % total number of convertible securities of the same class	
(I)	(II)	(III)	(IV)	(V)	(VI)=(V)/(II I)*100	(VII)	(VIII)	(IX)	(X)	(XI)	(XII)
1	DIGANT MAHESH PARIKH AAFPP7379G	606,796	20.23	0	0.00	0.00	0	0.00	0	0.00	20.23
2	MAHESH BHOGILAL PARIKH AAAPP3695G	302,100	10.07	0	0.00	0.00	0	0.00	0	0.00	10.07
3	AKANSHA CONSULTANCY SERVICES LTD AAACA7165K	280,300	9.34	0	0.00	0.00	0	0.00	0	0.00	9.34
4	MONALISA DIGANT PARIKH ACYPP2909H	248,010	8.27	0	0.00	0.00	0	0.00	0	0.00	8.27
5	GITA MAHESH PARIKH AAFPP7382R	218,874	7.30	0	0.00	0.00	0	0.00	0	0.00	7.30
6	SUDHABEN PIYUSHBHAI KAPADIA AQZPK2907M	600	0.02	0	0.00	0.00	0	0.00	0	0.00	0.02
7	PURVI AADITYA LOHANA AAOPL1936C	500	0.02	0	0.00	0.00	0	0.00	0	0.00	0.02
8	PARIKH SHARESAND STOCKS PVT. LTD. AACCP1820A	200	0.01	0	0.00	0.00	0	0.00	0	0.00	0.01
	TOTAL	1657380	55.246	0	0.00	0.00	0	0.00	0	0.00	55.246





(II)(a) Statement showing details of Depository Receipts (DRs)				
Sr. No.	Type of outstanding DR (ADRs, GDRs, SDRs, etc.)	Number of outstanding DRs	Number of shares underlying outstanding DRs	Shares underlying outstanding DRs as a percentage of total number of shares {i.e., Grand Total (A)+(B)+(C) indicated in Statement at para (I)(a) above}
1	NIL	NIL	NIL	NIL
TOTAL		NIL	NIL	NIL





Statement showing holding of Depository Receipts (DRs), where underlying shares held by "Promoter/ Promoter Group" are in excess of 1% of the total number of shares

(II) (b)

Sr. No.	Name of the DR Holder	Type of outstanding DR (ADRs, GDRs, SDRs, etc.)	Number of shares underlying outstanding DRs	Shares underlying outstanding DRs as a percentage of total number of shares {i.e., Grand Total (A)+(B)+(C) indicated in Statement at para (I)(a) above}
1	NIL	NIL	NIL	NIL
	TOTAL	NIL	NIL	NIL





(I)(c)(i) Statement showing holding of securities (including shares, warrants, convertible securities) of persons belonging to the category "Public" and holding more than 1% of the total number of shares


Sr. No.	Name of the shareholder	Number of shares held	Shares as a percentage of total number of shares {i.e., Grand Total (A)+(B)+(C) indicated in Statement at para (I)(a) above}	Details of warrants		Details of convertible securities		Total shares (including underlying shares assuming full conversion of warrants and convertible securities) as a % of diluted share capital
				Number of warrants held	As a % total number of warrants of the same class	Number of convertible securities held	% w.r.t total number of convertible securities of the same class	
1	SUMANGALA P JHAVERI	32100	1.07	0	0.00	0	0.00	1.07
	TOTAL	32100	1.07	0	0.00	0	0.00	1.07





(I)(c)(ii) Statement showing holding of securities (including shares, warrants, convertible securities) of persons (together with PAC) belonging to the category "Public" and holding more than 5% of the total number of shares of the company

Sr. No.	Name(s) of the shareholder(s) and the Persons Acting in Concert (PAC) with them	Number of shares	Shares as a percentage of total number of shares {i.e., Grand Total (A)+(B)+(C) indicated in Statement at para (I)(a) above}	Details of warrants		Details of convertible securities		Total shares (including underlying shares assuming full conversion of warrants and convertible securities) as a % of diluted share capital
				Number of warrants	As a % total number of warrants of the same class	Number of convertible securities held	% w.r.t total number of convertible securities of the same class	
1	NIL		0.00	0	0.00	0	0.00	0.00
TOTAL		0	0	0	0.00	0	0.00	0





(I)(d) <u>Statement showing details of locked-in shares</u>				
Sr. No.	Name of the shareholder	Category of shareholder (Promoters/Public)	Number of Locked in Shares	Locked-in shares as a percentage of total number of shares {i.e., Grand Total (A)+(B)+(C) indicated in Statement at para (I)(a) above}
	NIL			0.00
TOTAL			0	0.00

